



# Keystone First

Coverage by Vista Health Plan,  
an independent licensee of the Blue Cross and Blue Shield Association.



## Referral Guide for Keystone First Providers



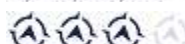
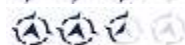
*AmeriHealth Caritas<sup>SM</sup> is a separate company that provides provider performance ratings for referral optimization.*

### Reporting Period

**Chronic Episodes:** April 1, 2024 through March 31, 2025

**Procedural Episodes:** April 1, 2023 through March 31, 2025

### Score Key

-  4.0 compasses - Highest performance
-  3.5 compasses - Well above average performance
-  3.0 compasses - Above average performance
-  2.5 compasses - Slightly above average performance

The Referral Guide is organized by episode category, provider specialty, and hospital referral region. Providers with performance above the network average, as compared to peers, and who are participating in the program are indicated by a score of two and a half or more in the Referral Guide. Program-participating specialty providers with scores lower than two and a half are listed in the Referral Guide in alphabetical order but do not have a score indicated.

Specialist providers who do not meet the minimum number of attributed episodes for the episode category associated with their specialty, or who are part of a practice that has opted out of the program, are not listed in the Referral Guide. For a complete list of network specialists, please refer to the online Provider Directory.

### Hospital Referral Region Explanation

In-network specialty providers are scored based on their ranked performance against peers meeting the episode category criteria within a hospital referral region (HRR). HRRs are geographic delineations that use zip code area groupings to define unique healthcare market regions.

### Episode Categories Explanation

The episode categories used in the program have condition-specific definitions that group the entire range of care used to treat a clinical condition for a specific time period across the continuum of care. The episode categories are defined by PROMETHEUS Analytics® and are used across the health care sector. Episode category descriptions are included in the Program Guide.

*Disclaimer: Scoring included in the Referral Guide is subject to change. The Referral Guide is a resource for PCPs who would like to access additional information to make referrals for their patients. Physicians and other health care providers are solely responsible for the treatment decisions for their patients.*

Diabetes Episodes









Specialty: Bariatric Surgery

Hospital Referral Region: Philadelphia, PA

Provider Name	Practice Name	Practice Address	City	State	Zip	Practice Phone	Score*
PRASHANTH RAMACHANDRA	THMA MG SURGICAL ASSOCIATES DARBY	1501 LANSDOWNE AVE STE 307	DARBY	PA	19023	(610) 534-6170	   

















Specialty: Cardiology

Hospital Referral Region: Philadelphia, PA

Provider Name	Practice Name	Practice Address	City	State	Zip	Practice Phone	Score*
MICHAEL MILBOURNE	NEW LIFE CARDIOVASCULAR CARE PC	805 E WILLOW GROVE AVE STE 1C	WYNDMOOR	PA	19038	(215) 966-1546	   
ASIF HUSSAIN	PHILADELPHIA HEART PC	1332 W RITNER ST	PHILADELPHIA	PA	19148	(267) 312-1939	   
MOHAMMAD AL-BATAINEH	HEART RHYTHM CENTER OF PHILADELPHIA LLC	2922 N 5TH ST	PHILADELPHIA	PA	19133	(267) 457-3977	
ANCIL JONES	CARDIOLOGY CONSULTANTS OF PHILADELPHIA PC	1 MEDICAL CENTER BLVD POB 1 STE 400	CHESTER	PA	19013	(610) 876-2400	
WALTER KORNIENKO	CARDIOLOGY CONSULTANTS OF PHILADELPHIA PC	1088 W BALTIMORE PIKE 4TH FLR STE 2400	MEDIA	PA	19063	(610) 565-2100	

Specialty: Cardiovascular Medicine

Hospital Referral Region: Philadelphia, PA


Provider Name	Practice Name	Practice Address	City	State	Zip	Practice Phone	Score*
HOWARD GITTER	CARDIOLOGY CONSULTANTS OF PHILADELPHIA PC	1 BARTOL AVE STE 10	RIDLEY PARK	PA	19078	(610) 521-0150	   
SAMUEL RUBY	CARDIOLOGY CONSULTANTS OF PHILADELPHIA PC	1 BARTOL AVE STE 10	RIDLEY PARK	PA	19078	(610) 521-0150	   
ANDREW MEHALIC	CARDIOLOGY CONSULTANTS OF PHILADELPHIA PC	1 MEDICAL CENTER BLVD POB 1-STE 400	CHESTER	PA	19013	(610) 876-2400	   
RAJESH MOVVA	EINSTEIN CARDIOLOGY ASSOCIATES	9880 BUSTLETON AVE STE 220	PHILADELPHIA	PA	19115	(215) 827-1500	   
JOHN CLARK	LANKENAU HEART GROUP	100 E LANCASTER AVE STE 151 MOB EAST	WYNNEWOOD	PA	19096	(484) 476-1000	
JOSHUA COPELAND	EINSTEIN CARDIOLOGY ASSOCIATES	9880 BUSTLETON AVE STE 220	PHILADELPHIA	PA	19115	(215) 827-1500	
STEVEN DOMSKY	LANKENAU HEART GROUP	100 E LANCASTER AVE	WYNNEWOOD	PA	19096	(484) 476-1000	
ROBERT SCHERR III	CARDIOLOGY CONSULTANTS OF PHILADELPHIA PC	1 MEDICAL CENTER BLVD POB 1-STE 400	CHESTER	PA	19013	(610) 876-2400	

\*Providers with performance above the network average, as compared to peers, and who are participating in the program are indicated by a score of two and a half or more. The Score field has intentionally been left blank for all other program-participating specialists. Specialists without a score are listed in alphabetical order.

Diabetes Episodes



Specialty: Diabetology

Hospital Referral Region: Philadelphia, PA

Provider Name	Practice Name	Practice Address	City	State	Zip	Practice Phone	Score*
CARRIE BURNS	PENN RODEBAUGH DIABETES CENTER	3400 CIVIC CENTER BLVD 4TH FL W PAVILION	PHILADELPHIA	PA	19104	(215) 662-2300	
ILONA LORINCZ	PENN RODEBAUGH DIABETES CENTER	3400 CIVIC CENTER BLVD 4TH FL W PAVILION	PHILADELPHIA	PA	19104	(215) 662-2300	
MARK SCHUTTA	PENN RODEBAUGH DIABETES CENTER	501 S 54TH ST	PHILADELPHIA	PA	19143	(215) 662-2300	


Specialty: Dietician

Hospital Referral Region: Philadelphia, PA






Provider Name	Practice Name	Practice Address	City	State	Zip	Practice Phone	Score*
ANETT UME	FAMILY FOOD LLC	150 MONUMENT RD STE 207	BALA CYNWYD	PA	19004	(800) 203-8657	
ASHLEY SNOKE	FAMILY FOOD LLC	150 MONUMENT RD STE 207	BALA CYNWYD	PA	19004	(800) 203-8657	
LISA MILLER	MAIN LINE ENDOCRINOLOGY	1088 W BALTIMORE PIKE	MEDIA	PA	19063	(484) 234-5000	
NORA TRAMONTINA	MAIN LINE ENDOCRINOLOGY	100 E LANCASTER AVE STE 560 MOB EAST	WYNNEWOOD	PA	19096	(610) 649-1922	

Specialty: Endocrinology

Hospital Referral Region: Allentown, PA

Provider Name	Practice Name	Practice Address	City	State	Zip	Practice Phone	Score*
DIANE SCHMIDT	ST LUKES CENTER FOR DIABETES AND ENDOCRINOLOGY ASSOC	1021 PARK AVE STE 20	QUAKERTOWN	PA	18951	(215) 538-4940	
SHREYA AMIN	ST LUKES CENTER FOR DIABETES AND ENDOCRINOLOGY ASSOC	1021 PARK AVE STE 20	QUAKERTOWN	PA	18951	(215) 538-4940	

Hospital Referral Region: Philadelphia, PA















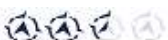
Provider Name	Practice Name	Practice Address	City	State	Zip	Practice Phone	Score*
AJAYKUMAR RAO	TEMPLE PHYSICIAN AT JOSLIN DIABETES	2301 E ALLEGHENY AVE STE 140A	PHILADELPHIA	PA	19134	(215) 926-3780	
MONIKA SHIRODKAR	JEFFERSON ENDOCRINOLOGY AND DIABETES ASSOCIATES	211 S 9TH ST STE 600	PHILADELPHIA	PA	19107	(215) 955-1925	
IMALI SIRISENA	TEMPLE FACULTY ENDOCRINOLOGY ASSOCIATES	3401 N BROAD ST	PHILADELPHIA	PA	19140	(215) 707-4600	
MEHMOODA SYEED	THMA MG ENDOCRINOLOGY DARBY	1501 LANSDOWNE AVE STE 208	DARBY	PA	19023	(484) 494-6073	
NISSA BLOCHER	EINSTEIN PRACTICE PLAN EINSTEIN ENDOCRINOLOGY ASSOC	5401 OLD YORK RD KLEIN 331	PHILADELPHIA	PA	19141	(215) 456-8220	

\*Providers with performance above the network average, as compared to peers, and who are participating in the program are indicated by a score of two and a half or more. The Score field has intentionally been left blank for all other program-participating specialists. Specialists without a score are listed in alphabetical order.

## Diabetes Episodes

**Specialty: Endocrinology**

**Hospital Referral Region: Philadelphia, PA**

Provider Name	Practice Name	Practice Address	City	State	Zip	Practice Phone	Score*
BENJAMIN COOPERBERG	PENNSYLVANIA HOSP ENDOCRINOLOGY ASSOCIATES	301 S 8TH ST 4TH FL GARFIELD DUNCAN BLDG	PHILADELPHIA	PA	19106	(215) 829-3445	
YING HU	MAIN LINE ENDOCRINOLOGY	100 E LANCASTER AVE STE 560 MOB EAST	WYNNEWOOD	PA	19096	(610) 649-1922	
CHRISTINA MITCHELL	PENN METABOLIC HEALTH	145 KING OF PRUSSIA RD STE 205 S	WAYNE	PA	19087	(610) 902-4858	
AMITHA PADMANABHUNI	MAIN LINE ENDOCRINOLOGY	120 VALLEY GREEN LN STE 510	KING OF PRUSSIA	PA	19406	(484) 324-7100	
JANNA PRATER	EINSTEIN PRACTICE PLAN EINSTEIN ENDOCRINOLOGY ASSOC	7131-39 FRANKFORD AVE	PHILADELPHIA	PA	19135	(215) 332-4164	
INTEKHAB AHMED	JEFFERSON ENDOCRINOLOGY AND DIABETES ASSOCIATES	211 S 9TH ST STE 600	PHILADELPHIA	PA	19107	(215) 955-1925	
SUSAN GERBER	PENNSYLVANIA HOSP ENDOCRINOLOGY ASSOCIATES	301 S 8TH ST 4TH FL GARFIELD DUNCAN BLDG	PHILADELPHIA	PA	19106	(215) 829-3445	
TANYA REZNICK	MLHC ENDOCRINOLOGY	1088 W BALTIMORE PIKE STE 2506 HC2	MEDIA	PA	19063	(484) 234-5000	
MEHMOODA SYEED	MFH ENDOCRINOLOGY	1501 LANSLOWNE AVE STE 208	DARBY	PA	19023	(484) 494-6073	
SOMERA ALI	PENN ENDOCRINOLOGY LIMERICK	410 W LINFIELD TRAPPE RD STE 100	ROYERSFORD	PA	19468	(610) 495-2300	
PATAMAPORN LEKPRASERT	EINSTEIN PRACTICE PLAN EINSTEIN ENDOCRINOLOGY ASSOC	50 E TOWNSHIP LINE RD	ELKINS PARK	PA	19027	(215) 572-5200	
CLARESA LEVETAN	GRAND VIEW HEALTH ENDOCRINOLOGY	419 S BROAD ST UNIT 4	LANSDALE	PA	19446	(267) 429-2561	
JOAN LIT	ARIA ENDOCRINE AND METABOLIC ASSOCIATES	9501 ROOSEVELT BLVD STE 400	PHILADELPHIA	PA	19114	(215) 969-9511	
ANA DEL CARMEN RIVADENEIRA RODRIGUEZ	EINSTEIN PRACTICE PLAN EINSTEIN ENDOCRINOLOGY ASSOC	5501 OLD YORK RD CPC	PHILADELPHIA	PA	19141	(215) 456-6500	
KAY WIN	EINSTEIN PRACTICE PLAN EINSTEIN ENDOCRINOLOGY ASSOC	50 TOWNSHIP LINE RD	ELKINS PARK	PA	19027	(215) 572-5200	
CATHERINE ANASTASOPOULOU	EINSTEIN PRACTICE PLAN EINSTEIN ENDOCRINOLOGY ASSOC	5401 OLD YORK RD	PHILADELPHIA	PA	19141	(215) 254-2720	
JONATHAN ANOLIK	TEMPLE FACULTY ENDOCRINOLOGY ASSOCIATES	3401 N BROAD ST	PHILADELPHIA	PA	19140	(215) 707-4600	
VISHAL DATTA	ENDOCRINE ASSOCIATES OF FORNANCE	100 MARKET ST STE 300	COLLEGEVILLE	PA	19426	(484) 622-6400	
JEREMY FLOOD	PENN CENTER FOR ENDOCRINOLOGY AT PERELEMEN CENTER	3400 CIVIC CENTER BLVD 4TH FL W PAVILION	PHILADELPHIA	PA	19104	(215) 662-2300	

\*Providers with performance above the network average, as compared to peers, and who are participating in the program are indicated by a score of two and a half or more. The Score field has intentionally been left blank for all other program-participating specialists. Specialists without a score are listed in alphabetical order.

























## Diabetes Episodes

**Specialty: Endocrinology**

**Hospital Referral Region: Philadelphia, PA**


Provider Name	Practice Name	Practice Address	City	State	Zip	Practice Phone	Score*
PAUL GUIDO	TEMPLE FACULTY ENDOCRINOLOGY ASSOCIATES	3401 N BROAD ST	PHILADELPHIA	PA	19140	(215) 707-4600	
SERGE JABBOUR	JEFFERSON ENDOCRINOLOGY AND DIABETES ASSOCIATES	211 S 9TH ST STE 600	PHILADELPHIA	PA	19107	(215) 955-1925	
RAM JHINGAN	ENDOCRINE ASSOCIATES OF FORNANCE	210 MALL BLVD STE 101	KING OF PRUSSIA	PA	19406	(610) 233-3699	
YOUSUF KHAN	MLHC ENDOCRINOLOGY	1088 W BALTIMORE PIKE STE 2506 HC2	MEDIA	PA	19063	(484) 234-5000	
KELLY LOFTUS	LANGHORNE PHYSICIAN SERVICES	1205 LANGHORNE NEWTOWN RD STE 302	LANGHORNE	PA	19047	(215) 710-5212	
JOLENE LOWERY	PENNSYLVANIA HOSP ENDOCRINOLOGY ASSOCIATES	301 S 8TH ST 4TH FL GARFIELD DUNCAN BLDG	PHILADELPHIA	PA	19106	(215) 829-3445	
JANE MAYRIN	EINSTEIN PRACTICE PLAN EINSTEIN ENDOCRINOLOGY ASSOC	7131-39 FRANKFORD AVE	PHILADELPHIA	PA	19135	(215) 332-4164	
AJAYKUMAR RAO	TEMPLE FACULTY ENDOCRINOLOGY ASSOCIATES	3401 N BROAD ST	PHILADELPHIA	PA	19140	(215) 707-4600	
DANIEL RUBIN	TEMPLE FACULTY ENDOCRINOLOGY ASSOCIATES	3401 N BROAD ST	PHILADELPHIA	PA	19140	(215) 707-4600	
ALAN SCHORR	PENNCARE - MEDICAL ASSOCIATES OF BUCKS COUNTY	777 TOWNSHIP LINE RD STE 200	YARDLEY	PA	19067	(215) 860-0775	
ERIC SHIFFRIN	JEFFERSON ENDOCRINOLOGY AND DIABETES ASSOCIATES	211 S 9TH ST STE 600	PHILADELPHIA	PA	19107	(215) 955-1925	
NEIL STREISFELD	ARIA ENDOCRINE AND METABOLIC ASSOCIATES	9501 ROOSEVELT BLVD STE 400	PHILADELPHIA	PA	19114	(215) 969-9511	
RAHAF SULTAN	PENN CENTER FOR ENDOCRINOLOGY AT PERELEMEN CENTER	3737 MARKET ST 3RD FL	PHILADELPHIA	PA	19104	(215) 662-9905	
ERIKA TAPINO	PENN METABOLIC HEALTH	145 KING OF PRUSSIA RD STE 205 S	WAYNE	PA	19087	(610) 902-4858	
MICHELLE WALKER	PENN RODEBAUGH DIABETES CENTER	3400 CIVIC CENTER BLVD 4TH FL W PAVILION	PHILADELPHIA	PA	19104	(215) 662-2300	
JESSICA WATARI	JEFFERSON ENDOCRINOLOGY AND DIABETES ASSOCIATES	211 S 9TH ST STE 600	PHILADELPHIA	PA	19107	(215) 955-1925	

\*Providers with performance above the network average, as compared to peers, and who are participating in the program are indicated by a score of two and a half or more. The Score field has intentionally been left blank for all other program-participating specialists. Specialists without a score are listed in alphabetical order.

Diabetes Episodes							
Specialty: Gastroenterology							
Hospital Referral Region: Philadelphia, PA							
Provider Name	Practice Name	Practice Address	City	State	Zip	Practice Phone	Score*
RAFAEL AMARAL	THMA MG GASTROENTEROLOGY DARBY	1501 LANSDOWNE AVE FL 1	DARBY	PA	19023	(610) 534-6270	   
Specialty: General Surgery							
Hospital Referral Region: Philadelphia, PA							
Provider Name	Practice Name	Practice Address	City	State	Zip	Practice Phone	Score*
KRISTOFFEL DUMON	PENN MEDICINE GI SURGERY	3400 SPRUCE ST 4 SILVERSTEIN	PHILADELPHIA	PA	19104	(215) 662-2626	   
NATHANIEL HOLZMAN	THMA MEDICAL GROUP PLASTIC AND RECONSTRUCTIVE SURGERY	1203 LANGHORNE NEWTOWN RD STE 334	LANGHORNE	PA	19047	(215) 710-5234	
NOEL WILLIAMS	PENN MEDICINE GI SURGERY	3400 SPRUCE ST 4 SILVERSTEIN	PHILADELPHIA	PA	19104	(215) 662-2626	
Specialty: Maternal Fetal Medicine							
Hospital Referral Region: Philadelphia, PA							
Provider Name	Practice Name	Practice Address	City	State	Zip	Practice Phone	Score*
CELESTE DURNWALD	PENN MEDICINE WOMENS HEALTH	501 S 54TH ST	PHILADELPHIA	PA	19143	(215) 662-2730	   
Specialty: Nephrology							
Hospital Referral Region: Philadelphia, PA							
Provider Name	Practice Name	Practice Address	City	State	Zip	Practice Phone	Score*
FAZLE NOOR	CLINICAL RENAL ASSOCIATES LTD	1501 LANSDOWNE AVE STE 201	DARBY	PA	19023	(610) 534-6230	   
ERIC NEWMAN	EDWARD J FILIPPONE MD PC	2228 S BROAD ST	PHILADELPHIA	PA	19145	(215) 467-8955	
Specialty: Neurology							
Hospital Referral Region: Philadelphia, PA							
Provider Name	Practice Name	Practice Address	City	State	Zip	Practice Phone	Score*
VIDITA KHATRI	THMA MG NEUROLOGY DARBY	1501 LANSDOWNE AVE STE 210	DARBY	PA	19023	(610) 534-6142	   
Specialty: Nurse Practitioner Family							
Hospital Referral Region: Philadelphia, PA							
Provider Name	Practice Name	Practice Address	City	State	Zip	Practice Phone	Score*
DEBORAH WILLIAMS-SIMMONS	GPHA-DELAWARE AVENUE HEALTH CENTER	1080 N DELAWARE AVE	PHILADELPHIA	PA	19125	(215) 925-2400	   

\*Providers with performance above the network average, as compared to peers, and who are participating in the program are indicated by a score of two and a half or more. The Score field has intentionally been left blank for all other program-participating specialists. Specialists without a score are listed in alphabetical order.



Diabetes Episodes							
Specialty: Nutritionist							
Hospital Referral Region: Philadelphia, PA							
Provider Name	Practice Name	Practice Address	City	State	Zip	Practice Phone	Score*
KRISTA YODER-LATORTUE	FAMILY FOOD LLC	150 MONUMENT RD STE 207	BALA CYNWYD	PA	19004	(800) 203-8657	   
Specialty: Obstetrics and Gynecology							
Hospital Referral Region: Philadelphia, PA							
Provider Name	Practice Name	Practice Address	City	State	Zip	Practice Phone	Score*
AMANDA ROMAN-CAMARGO	MATERNAL FETAL MEDICINE JEFFERSON CTR FOR WOMENS SPECIA	833 CHESTNUT ST 1ST FL	PHILADELPHIA	PA	19107	(215) 955-5000	   
Specialty: Oncology							
Hospital Referral Region: Philadelphia, PA							
Provider Name	Practice Name	Practice Address	City	State	Zip	Practice Phone	Score*
EUGENE CHOI	THMA MG HEMATOLOGY ONCOLOGY DARBY	1500 LANSDOWNE AVE STE G103	DARBY	PA	19023	(610) 237-7950	   
Specialty: Ophthalmology							
Hospital Referral Region: Philadelphia, PA							
Provider Name	Practice Name	Practice Address	City	State	Zip	Practice Phone	Score*
CAROLYN REPKE	PHILADELPHIA EYE ASSOCIATES	1930 S BROAD ST UNIT 9	PHILADELPHIA	PA	19145	(215) 423-5154	   
PAUL TAPINO	PENN EYE CARE	145 KING OF PRUSSIA RD STE 204	RADNOR	PA	19087	(610) 902-2020	   
WINDELL MURPHY	WINDELL MURPHY MD	6800 MARKET ST	UPPER DARBY	PA	19082	(610) 734-2145	   
JOSHUA STEINER	MOORE EYE CARE PC	100 W SPROUL RD STE 100	SPRINGFIELD	PA	19064	(610) 690-4900	   
NANCY CRAWFORD	MOORE EYE CARE PC	824 MAIN ST MOB I STE 203	PHOENIXVILLE	PA	19460	(610) 422-5000	
VINCENT LAM	LAM OCULOFACIAL PLASTIC SURGERY LLC	1740 SOUTH ST STE 400	PHILADELPHIA	PA	19146	(267) 607-6888	
ALBERT MAGUIRE	PENN EYE CARE	51 N 39TH ST	PHILADELPHIA	PA	19104	(215) 662-8100	
DAVID RHO	REFOCUS EYE HEALTH OF PA	10160 BUSTLETON AVE STE F	PHILADELPHIA	PA	19116	(215) 288-5000	
VINCENT YOUNG	EINSTEIN OPHTHALMOLOGY ASSOCIATES	5401 OLD YORK RD	PHILADELPHIA	PA	19141	(215) 424-9590	
Specialty: Optometry							
Hospital Referral Region: Philadelphia, PA							
Provider Name	Practice Name	Practice Address	City	State	Zip	Practice Phone	Score*
MARY GERGES	PENN EYE CARE	51 N 39TH ST	PHILADELPHIA	PA	19104	(215) 662-8100	   
LU LI	PENN EYE CARE	51 N 39TH ST	PHILADELPHIA	PA	19104	(215) 662-8100	

\*Providers with performance above the network average, as compared to peers, and who are participating in the program are indicated by a score of two and a half or more. The Score field has intentionally been left blank for all other program-participating specialists. Specialists without a score are listed in alphabetical order.

Diabetes Episodes

Specialty: Pediatric Endocrinology

Hospital Referral Region: Lancaster, PA

Provider Name	Practice Name	Practice Address	City	State	Zip	Practice Phone	Score*
TAL GRUNWALD	NEMOURS DUPONT PEDIATRICS HOSP BASED PA	535 BUNKER HILL RD	STRASBURG	PA	17579	(717) 687-9407	

Hospital Referral Region: Philadelphia, PA

Provider Name	Practice Name	Practice Address	City	State	Zip	Practice Phone	Score*
CHRISTOPHER GIBSON	CHCA ENDOCRINOLOGY	3401 CIVIC CENTER BLVD	PHILADELPHIA	PA	19104	(215) 590-1000	
KIMBERLY FULD	ST CHRISTOPHER PEDIATRIC ASSOCIATES ENDOCRINOLOGY	301 OXFORD VALLEY RD STE 1201	YARDLEY	PA	19067	(215) 369-3555	
TAL GRUNWALD	NEMOURS DUPONT PED MULTISPECIALTY PA	100 E LANCASTER AVE	WYNNEWOOD	PA	19096	(484) 476-2000	
MARIA ZHADINA	CHCA ENDOCRINOLOGY	819 BALTIMORE PIKE	GLEN MILLS	PA	19342	(215) 590-3174	
JULIA CROWLEY	CHCA ENDOCRINOLOGY	3401 CIVIC CENTER BLVD	PHILADELPHIA	PA	19104	(215) 590-1000	
MARISSA KILBERG	CHCA ENDOCRINOLOGY	3500 CIVIC CENTER BLVD	PHILADELPHIA	PA	19104	(215) 590-1000	
CAMILLE MICHAUD	CHCA ENDOCRINOLOGY	3550 MARKET ST	PHILADELPHIA	PA	19104	(215) 590-3000	
CRAIG ALTER	CHCA ENDOCRINOLOGY	3401 CIVIC CENTER BLVD	PHILADELPHIA	PA	19104	(215) 590-1000	
JACQUELYN HATCH-STEIN	CHCA ENDOCRINOLOGY	3401 CIVIC CENTER BLVD	PHILADELPHIA	PA	19104	(215) 590-1000	
ANDREA KELLY	CHCA ENDOCRINOLOGY	3401 CIVIC CTR BLVD	PHILADELPHIA	PA	19104	(215) 590-1000	
KATHERINE LORD	CHCA ENDOCRINOLOGY	3401 CIVIC CENTER BLVD	PHILADELPHIA	PA	19104	(215) 590-1000	
BRYNN MARKS	CHCA ENDOCRINOLOGY	3500 CIVIC CENTER BLVD	PHILADELPHIA	PA	19104	(215) 590-1000	
SARA PINNEY	CHCA ENDOCRINOLOGY	3401 CIVIC CENTER BLVD	PHILADELPHIA	PA	19104	(215) 590-1000	
ELIZABETH SUAREZ	ST CHRISTOPHERS PEDIATRIC ASSOCIATES ENDOCRINOLOGY	160 E ERIE AVE	PHILADELPHIA	PA	19134	(215) 427-8100	
STEVEN WILLI	CHCA ENDOCRINOLOGY	3401 CIVIC CENTER BLVD	PHILADELPHIA	PA	19104	(215) 590-1000	

Specialty: Pediatric Gastroenterology

Hospital Referral Region: Philadelphia, PA

Provider Name	Practice Name	Practice Address	City	State	Zip	Practice Phone	Score*
ELIZABETH PROUT	CHCA GASTROENTEROLOGY & NUTRITION	3401 CIVIC CENTER BLVD	PHILADELPHIA	PA	19104	(215) 590-1000	

\*Providers with performance above the network average, as compared to peers, and who are participating in the program are indicated by a score of two and a half or more. The Score field has intentionally been left blank for all other program-participating specialists. Specialists without a score are listed in alphabetical order.



Diabetes Episodes





Specialty: Physical Therapy

Hospital Referral Region: Philadelphia, PA

Provider Name	Practice Name	Practice Address	City	State	Zip	Practice Phone	Score*
WALTER DALESSANDRIS	PREMIER ORTHOPAEDICS AND SPORTS MEDICINE ASSOCIATES LTD	5201 PENNELL ROAD	MEDIA	PA	19063	(610) 874-9710	   

Specialty: Podiatry

Hospital Referral Region: Philadelphia, PA

Provider Name	Practice Name	Practice Address	City	State	Zip	Practice Phone	Score*
FRANK ADAMO	DELAWARE COUNTY FOOT AND ANKLE	550 MACDADE BLVD	FOLSOM	PA	19033	(610) 534-7990	   
NICHOLAS GIORGIANNI JR	SPECTRUM HEALTH SERVICES INC	5201 HAVERFORD AVE	PHILADELPHIA	PA	19139	(215) 471-2761	
JAMES SANDY JR	THE FAMILY PRACTICE AND COUNSELING PODIATRY	4700 WISSAHICKON AVE STE 119	PHILADELPHIA	PA	19144	(215) 843-3970	

Hospital Referral Region: Reading, PA

Provider Name	Practice Name	Practice Address	City	State	Zip	Practice Phone	Score*
SCOTT SAMUELSON	COMMUNITY HEALTH AND DENTAL	351 W SCHUYLKILL RD STE G15A	POTTSTOWN	PA	19465	(610) 326-9460	   
THOMAS BEIDEMAN	COMMUNITY HEALTH AND DENTAL	351 W SCHUYLKILL RD STE G15A	POTTSTOWN	PA	19465	(610) 326-9460	

Specialty: Urology

Hospital Referral Region: Philadelphia, PA

Provider Name	Practice Name	Practice Address	City	State	Zip	Practice Phone	Score*
NOAH MAY	THMA MG COMPREHENSIVE UROLOGY DARBY	1501 LANSDOWNE AVE MOB 1ST FL	DARBY	PA	19023	(610) 237-4104	   

\*Providers with performance above the network average, as compared to peers, and who are participating in the program are indicated by a score of two and a half or more. The Score field has intentionally been left blank for all other program-participating specialists. Specialists without a score are listed in alphabetical order.